TVC 26 CL 8100

Service
Service
Service



Service Manual

Manual de Serviço

CHASSIS KL8

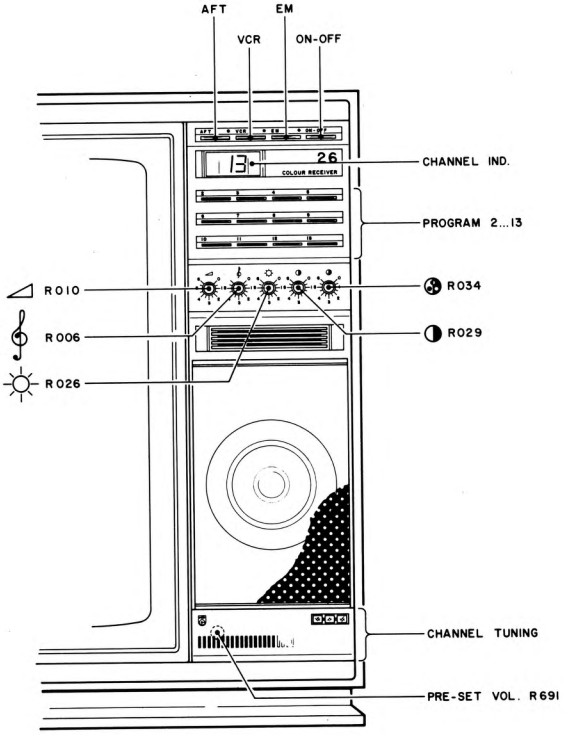

110/220V
50/60 Hz

300 Ω

A2 - A6: 54 - 88MHz
A7 - A13: 174 - 216MHz

15Ω/4W
4806 240 27019

A66 - 510x
4806 131 27020

772 mm

557 mm

468 mm

39 Kg

Subject to modification
4806 727 17070
Printed in Brazil

PHILIPS

Conj. caixa + suporte	4806 431 67007
Conj. máscara	4806 432 17054
Conj. placa frontal gaveta	4806 460 17056
Tampa traseira	4806 438 47009
Pé	4806 462 47006
Trava-mola fix. painel frontal	4806 417 17061
Suporte trilho p/caixa	4806 404 37022
Cunha p/trilho	4806 462 47034
Grampo longo fix. bob. ao TRC	4806 404 37010
Grampo espaçador entre bobinas	4806 401 17035
Grampo fix. bob. à cinta TRC	4806 404 37027
Porca estriada p/aj. máscara	4806 505 17052
Arruela fix. TRC	4806 532 17073
Arruela pressão	4806 532 27036
Porca hexagonal M6	4806 505 17034
Conj. painel frontal	4806 460 17057
Dobradiça (tira plástico)	4806 417 17062
Botão pre-aj. volume	4806 410 27136
Mola p/botão	4806 492 67151
Conj. painel de controle	4806 460 17058
Lente p/Leds	4806 431 17042
Tampa fumê	4806 432 97041
Botão (vol. ton. br. cont. sat.)	4806 410 27207
Botão (ON-OFF - AFT - VCR)	4806 410 27203
Botão (EM)	4806 410 27204
Conj. suporte + botões de canais	4806 410 27205
Capa de acion. chave de canais	4806 410 27206
Filtro vermelho	4806 432 97042
Caixa p/gaveta	4806 432 47002
Tampa sup. gaveta	4806 460 17059
Suporte deslizante	4806 404 37070
Mola de compressão	4806 492 67184
Mola de retenção	4806 492 17001

DIVERSOS

Soquete TRC	4806 255 77012
Base p/trafo T450	4806 466 67088
Suporte plástico p/elcos fonte	4806 404 37043
Mola aterramento p/mod. F.I.	4806 492 67171
R-444 - res. fio 18Kohms	4806 112 37045
R477/8/9 res. met. 10Kohms - PR52	4806 116 57050
R-463 res. met. 12Kohms - PR52	4806 116 57051
D-443/444 (D445) BZX79/C68	4806 130 37171
D-573 BYX71/350	4806 130 37172
Conj. bob. desmag. (S115/116)	4806 150 17018
Conj. bob. defletora (U 100)	4806 150 17008
Conj. unid. multipolo	4806 691 17005
Chave de rede SK-6	4806 276 17026

U 002

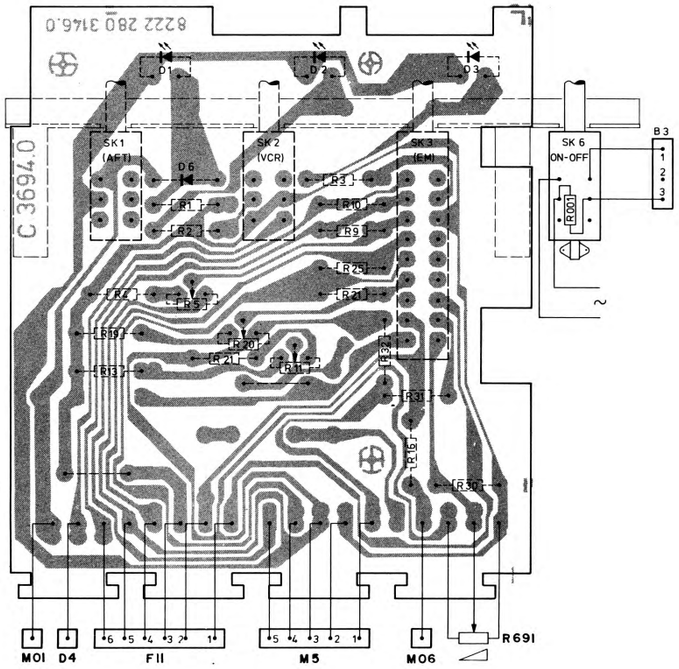

U 001

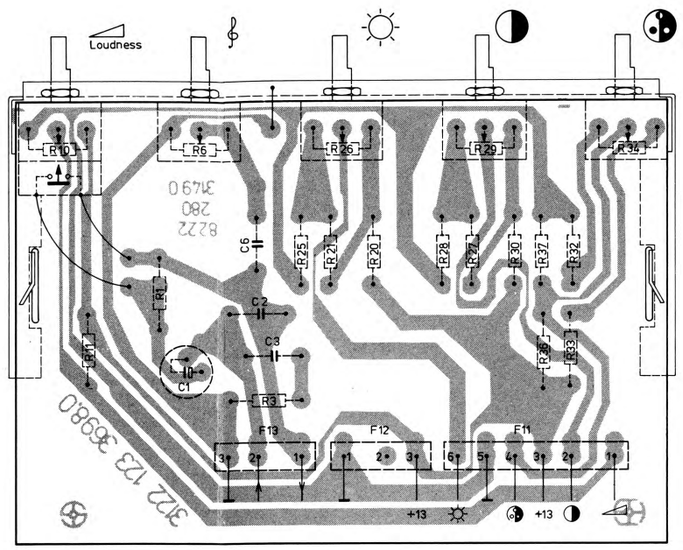

U001		
C 001	1µF - 16V	4806 124 27209
R 006	Pot 22 K	4806 101 27065
R 010	Pot 4 K7	4806 101 67004
R 026	Pot 4 K7	4806 101 27066
R 029	Pot 22 K	4806 101 27067
R 034	Pot 47 K	4806 101 27068

U002		
SK1 + SK2	(AFT + VCR)	4806 276 17049
SK3	(EM)	4806 276 17050
R 005/R 020	Pot 4 K7	4806 100 17041
R 011	Pot 1 K	4806 100 17039
D 001	CQY96 (AFT)	4806 130 37156
D 002	CQY24A (VCR)	4806 130 37154
D 003	CQY94 (EM)	4806 130 37155

U103		
SK9	(AFT)	4806 276 27002
R 001...006	Multiturn Pot. 100K	4806 105 97001
R 007...012	Multiturn Pot. 100K	4806 105 97007
I.C. 001:	SN29770-BN-00	4806 209 87036
I.C. 002:	SN29771-BN-00	4806 209 87037
I.C. 003:	SN29772-BN-00	4806 209 87038
TS 004:	BC558	4806 130 47048
I.C. SOCKET	16P	4806 255 47010

U003

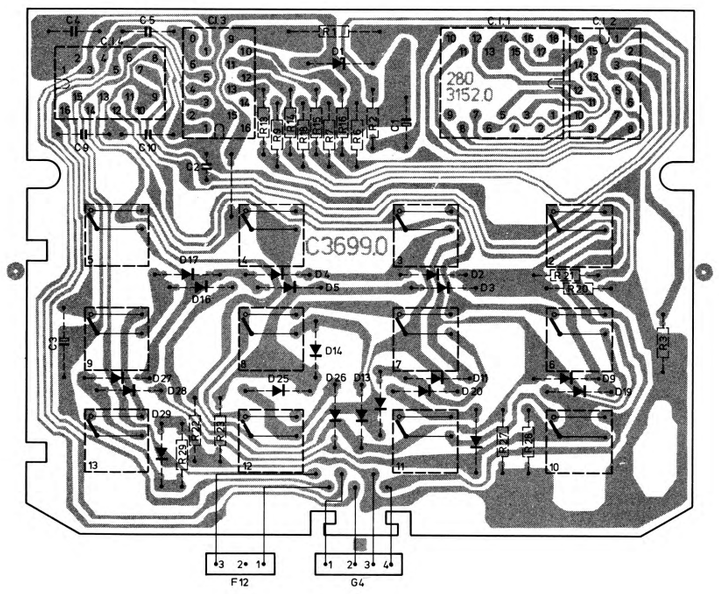

U 103

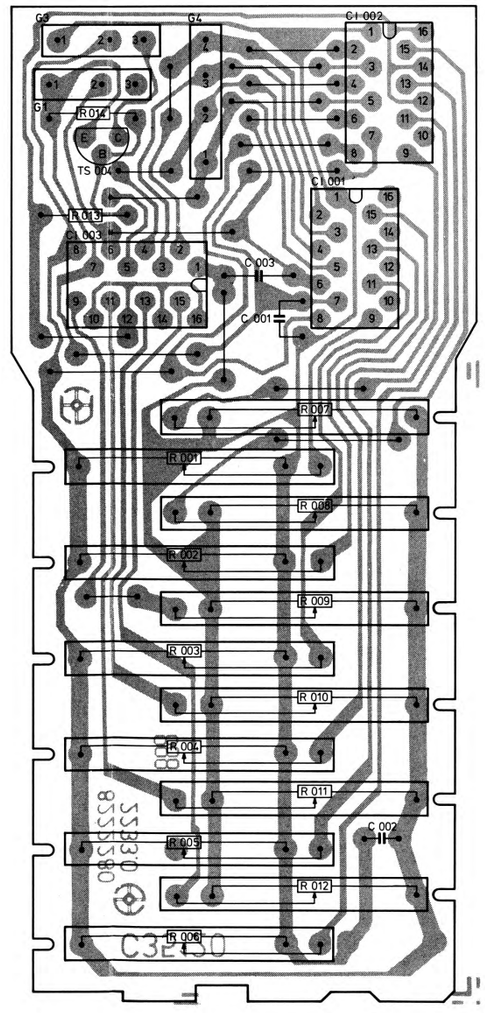

U003		
Channel switch	(12X)	4806 277 27033
C 001	100µF - 10V	4806 124 27234
R 001	68R - 4W	4806 112 27044
D 001	BZX87/C5V1	4806 130 37164
D 002...029	BA317 (1N4448)	4806 130 37017
Display:	MAN6750	4806 130 37165
I.C. 002:	SN29764-AN	4806 209 87035
I.C. 003:	HEF4008-BP	4806 209 87034
I.C. 004:	HEF 4076-BP	4806 209 87072
I.C. SOCKET	16P	4806 255 47010
I.C. SOCKET	18P (I.C. 001)	4806 255 47026

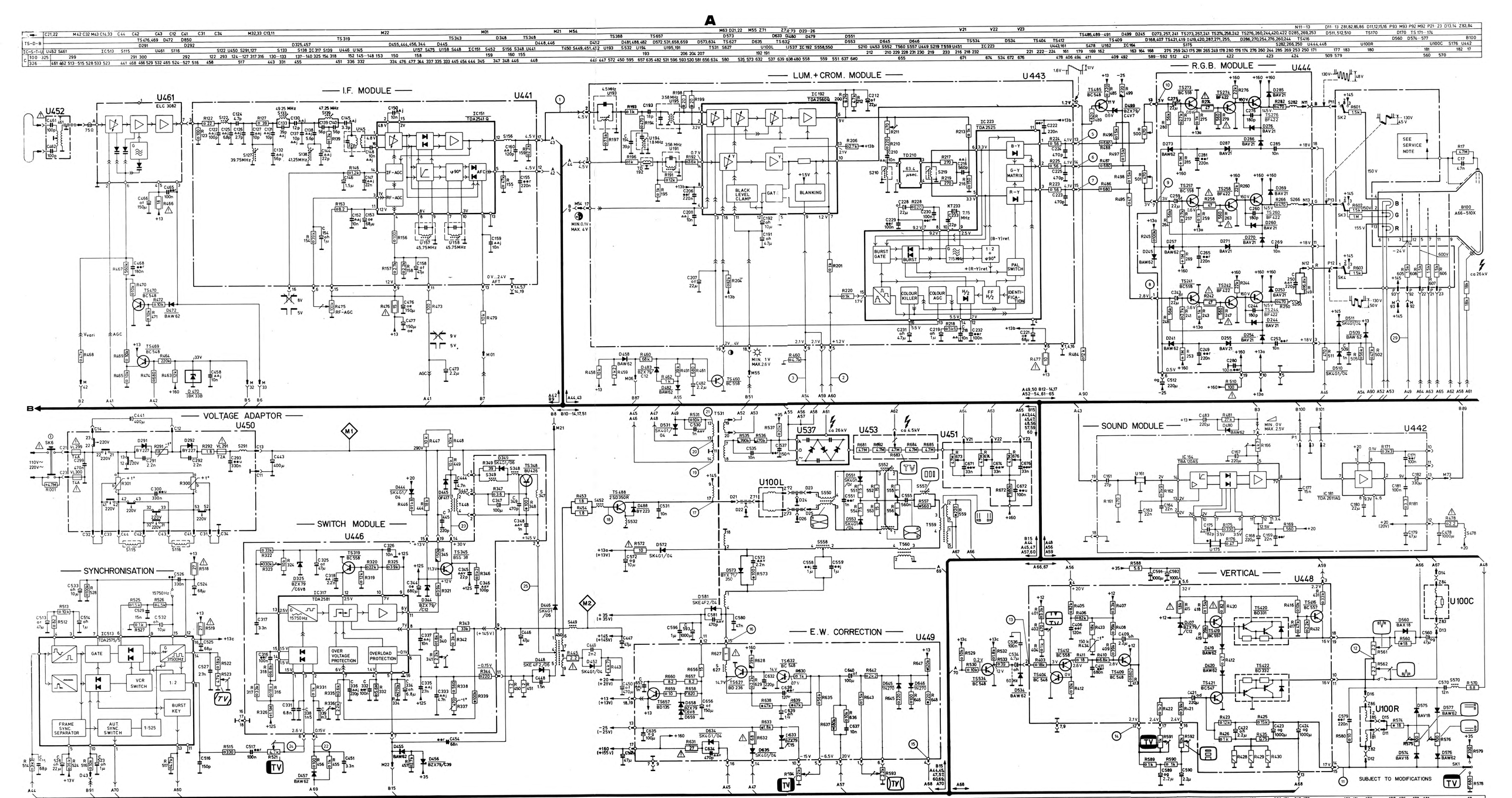
A
B
I.F. MODULE
U441
U461
ELC 3082
U452
LUM.+CROM. MODULE
U443
R.G.B. MODULE
U444
VOLTAGE ADAPTOR
U450
SWITCH MODULE
U446
SYNCHRONISATION
E.W. CORRECTION
U449
U537
U453
U451
U100L
SOUND MODULE
U442
VERTICAL
U448
U100C
U100R
SEE SERVICE NOTE
SUBJECT TO MODIFICATIONS

B

| | | |